



The 2nd International Conference on Design, Energy, Materials and Manufacture

“Sustainable Engineering for Industrial Revolution 4.0”

EasyChair instructions for Authors

The submission and review of papers for **ICDEMM-2021** will be managed through an online conference paper management system called Easy **Chair**. This system gives you, the author, complete control over your submission.

The submission process consists of 2 stages:

1. Paper submission
2. Revised paper submission

Draft papers will be revised with the help of anonymous referees. The authors of accepted draft papers will be asked to submit a revised version prepared with template for publishing.

This guide is intended to support authors during the submission process. It has 3 parts:

- Setting up an account
- Draft paper submission
- Revised paper submission


While the procedure is quite simple and thus we do not anticipate users running into trouble, we are happy to help if you encounter problems. In the event that you do need help, please contact the technical chair at: icdemm@eng.unri.ac.id

Set up an account as an Author

First, you will need to set up an account (username and password) as an author.

Go to: <https://easychair.org/conferences/?conf=icdemm2021>

You will then be automatically directed to the page shown in Figure 1. Fill in the textbox with the distorted words that appear directly above it, and click on “Continue”.




EasyChair
The conference system

Create an EasyChair Account: Step 1

To use EasyChair, one should first create an account. The procedure for creating an account is the following.

1. You should type the text that you see in the image below and click on "Continue".
2. If you type the text correctly, you will be asked to fill out a simple form with your personal information.
3. After you filled out the form, EasyChair will send you an email with a link that you can use to complete the account creation.

Enter the text you see in the box. Doing so helps us to prevent automated programs from abusing this service. If you cannot read the text, click the reload image  next to the text.

825

Digita il testo

Continue

Figure 1: Enter information to sign up

Then, follow the on-screen instructions and complete the form (as shown in Figure 2), and click on “Continue.”



EasyChair
The conference system

Create an EasyChair Account: Step 2

Please fill out the following form. The required fields are marked by (*)

Note that **the most common reason for failing to create an account is an incorrect email address** so please type your email address correctly.

First name* (*):

Last name (*):

Email address (*):

Retype email address (*):

Continue

* Note: leave first name blank if you do not have one. If you are not sure how to divide your name into the first and last name, [read the Help article about names.](#)
You may also be interested about [our policy for using personal information.](#)

Figure 2: Fill in the form



After registering, you will receive an email similar to the one in Figure 3. Use the link provided in the email to continue the account registration process.

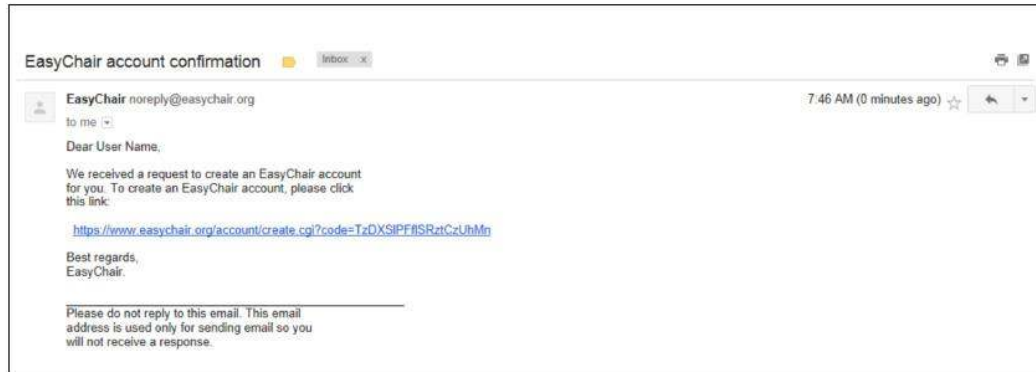


Figure 3: Login email

Fill out all of the required information (as shown in Figure 4), and click the “Create my account” button to finalize the account registration process.

EasyChair
The conference system

Create an EasyChair Account: Last Step

Hello Marco Vimercati! To complete the creation of your account please fill out the following form. You should create the account within 20 minutes, otherwise you will have to fill out this form from scratch.

User names are case-insensitive

User name:

First name¹:

Last name (*):

Company/organization (*):

Web site:

Phone (*):

Address, line 1 (*):

Address, line 2:

City (*):

Post code (*):

State (US only) (*):

Country (*):

Password (*):

Retype the password (*):

Create my account

Figure 4: Create an account



After the account is registered, you may log in to **ICDEMM 2021** simply by clicking on the “click this link” link (as shown in Figure 5), or on the following link <https://easychair.org/conferences/?conf=icdemm2021>.



Figure 5: Link to the login page

Paper submission

After logging in to the EasyChair website for **ICDEMM 2021**, you may click on the “New Submission” link located in the top-left corner of the menu bar to submit a new abstract (as shown in Figure 6).

New Submission FORM-2019 News EasyChair

New Submission for ICDEMM 2020

Follow the instructions, step by step, and then use the "Submit" button at the bottom of the form. The required fields are marked by (*).

Author Information

For each author please fill out the form below. Some items on the form are explained here:

- **Email address** will only be used for communication with the authors. It will not appear in public Web pages of this conference. The email address can be omitted for not corresponding authors. These authors will also have no access to the submission page.
- **Web page** can be used on the conference Web pages, for example, for making the program. It should be a Web page of the author, not the Web page of her or his organization.
- Each author marked as a **corresponding author** will receive email messages from the system about this submission. There must be at least one corresponding author.
- One of the authors should be marked as a **speaker**. If you are not sure, choose your best guess.

Author 1 ([click here to add yourself](#)) ([click here to add an associate](#))

First name¹:

Last name (*):

Email (*):

Country (*):

Organization (*):

Web page:

corresponding author

speaker

Figure 6: The main page for authors



Follow the on-screen instructions and fill out all of required information about the authors.

Fill out the text abstract, keywords and the related topics (as shown in Figure 7).

Title and Abstract
The title and the abstract should be entered as plain text, they should not contain HTML elements.

Title (*):

The abstract should not exceed 500 words

Abstract (*):

Keywords
Type a list of keywords (also known as key phrases or key terms), **one per line** to characterize your submission. You should specify at least three keywords.

Keywords (*):

Figure 7: Abstract submission

Click on the “Submit” link to upload your paper (as shown in Figure 8).

Files

The following part of the submission form was added by FORM-2019. It has neither been checked nor endorsed by EasyChair

Paper. Upload your paper. The paper must be in doc/docx format (file extension .doc or docx)

Выберите файл Файл не выбран

Ready?
If you filled out the form, press the 'Submit' button below. **Do not press the button twice: uploading may take time!**

Submit

Figure 8: Paper submission



After completing a submission, a new menu bar ("Submission #" or "My Submissions" in the case of multiple submissions) is created (as shown in Figure 9). Click on "Submission #" for changing any information about the submission.

Use the links at the top-right corner for:

- Updating information about your submission: select "Update information" from the right-hand menu of the Submission screen to change any of title, abstract and keywords of your submission.
- Updating author information for your submission: select "Update authors" to modify any information about the author(s) and click "save." In the case of multiple authors, you can add ("Add new author") or remove authors (Click on "X"); then update the order of the authors by selecting the "Reorder authors" button.
- Uploading files: the "Add file" link may be used to upload files.
- withdrawing the submission: select "Withdraw" to withdraw the submission.

At the end of the submission procedure (a new submission or an update of an old one), you will receive a confirmation email.

Once the review process is completed, you will receive acceptance/rejection notification with reviews by email.

ICDEMM 2021

**International Conference on Design, Energy,
Materials and Manufacture**



Department of Mechanical Engineering
Riau University



DEPARTMENT OF MECHANICAL ENGINEERING
UDAYANA UNIVERSITY

Revised paper submission

If your paper was accepted, we request that you submit your revised paper electronically. To upload your final paper, click on "Submission #" and select "Update file" from the right-hand menu of the Submission screen.

After selecting the file that you wish to upload from your computer, submit your revised paper by selecting the "Submit" button

EASY CHAIR TUTORIAL

ICDEMM 2021

1. Go to the ICDEMM 2021 conference submission system webpage on EASYCHAIR:
<https://easychair.org/conferences/?conf=icdemm2020>



Log in to EasyChair for ICDEMM 2020

If you need to create an EasyChair account click on create an account/sign up for an account.

User name:

Password:

Log in

[Forgot your password?](#)
[Problems to log in?](#)
[Create an account](#)

If you already have an EasyChair account then use your User name and Password to log in. If you need details on how to submit your abstract go to part 2 (Submitting an abstract) of this tutorial.

Submission of new papers for ICDEMM 2020 is open.

2. How to Create an Easy Chair Account:



Create an EasyChair Account: Step 1

To create an EasyChair account you should have a valid email address and do the following.

1. pass a captcha to prove that you are not a robot;
2. fill out a simple form with your personal information;
3. follow the link we send to your email address to complete the account creation.

Please note that the use of EasyChair is subject to [our terms of service](#).

I'm not a robot

reCAPTCHA
Privacy - Terms

Continue

Check list "I'm not robot", then click "continue".



Create an EasyChair Account: Step 2

Please fill out the following form. The required fields are marked by *.

Note that **the most common reason for failing to create an account** email address correctly.

Fill in your name and email address and click on continue

*) Please Input your active email

First name[†]: * Musthafa

Last name: * Akbar

Email: * musthafa.akbar@lecturer.unri.ac.id

Retype email address: * musthafa.akbar@lecturer.unri.ac.id

Continue



Account Application Received

We received your application. A mail with further instructions has been sent to the email address musthafa.akbar@lecturer.unri.ac.id.

If You Do not Receive the Instructions

If you do not receive our email with instruction on how to create an account, please read the following. Our mail server normally sends all mail within a few seconds. The following is an incomplete list of possible reasons.

Incorrectly typed email address

This is still the most likely cause of delays.

Slow mail processing

Some mail servers process mail for a long time. For example, your mail server may spend a long time processing mail.

"Reply-me" mail protection.

Some mailers, when receiving an email from an unknown sender, ask the sender to send a confirmation email. If you have not sent a confirmation email, your email address may be blocked.

EasyChair are sent by a computer program, so if your email address uses such a protection, you will not receive our email.

Mailbox problems and quotas

Some emails sent by EasyChair bounce back because the recipient mailbox is over quota.

Anti-spam filters

It is possible that your spam filters will classify our email as spam. Please check your spam folder.

General connection problems

EasyChair account confirmation Inbox x



EasyChair <noreply@easychair.org>

to me ▾

Dear Musthafa Akbar,

We received a request to create an EasyChair account for you. To create an EasyChair account, please click on this link:

<https://easychair.org/account/create?code=Mk0V9tKpV7oJUyyFTIF0>

Please note that this link is only valid for one week. After one week you will have to apply for an account again.

Open your e-mail and you will receive a confirmation email. Click on the link provided in the e-mail to continue your registration.

Please be aware that this is an unmonitored email alias, so please do not reply to this email.

To contact EasyChair use the EasyChair contact Web page

<https://easychair.org/contact>

Create an EasyChair Account: Last Step

Hello Musthafa Akbar! To complete the creation of your account please fill out the following form. You should create the account within 30 minutes, otherwise you will have to fill out this form from scratch.

To use EasyChair, you must agree to its Terms of Service ([view terms](#)), ([download terms](#)).

I agree to EasyChair Terms of Service

Enter your personal data.

First name[†]: * Musthafa

Last name: * Akbar

Organization: * Universitas Riau

Country/region: * Indonesia

The Web page is used to provide a link to it on some EasyChair pages, for example when you are mentioned as an author in a published conference program. It is optional. Please do not use the Web page of your organization here: if you fill this out, it should only be your personal Web page.

Your personal Web page

Enter your account information. Note that user names are case-insensitive

User name musthafa.akbar is available!

User name: *

Password: *

Retype the password: *

Create my account

Complete your registration (in your browser) by providing all the required information and click on create my account. Now you are successfully registered. To log in to the conference submission system EasyChair webpage use your User name and Password. The link to the submission system is available through the conference webpage or here: <https://easychair.org/conferences/?conf=icdemmm2020>

3. SUBMIT your Abstract.

Follow this link for submission process:

<https://easychair.org/conferences/?conf=icdemm2020>



Log in to EasyChair for ICDEMM 2020

Just ignored, this is for ICDEMM 2021

Login to your EasyChair account

User name:
Password:

[Forgot your password?](#)
[Problems to log in?](#)
[Create an account](#)

Submission of new papers for ICDEMM 2020 is open.

ICDEMM 2020 (International Conference on Design, Energy, Materials and

You are logged in to ICDEMM 2020 (International Conference on Design, Energy, Materials and Manufacture 2020).

Use the links below to access ICDEMM 2020.

Author

- [make a new submission](#)

Click "make a new submission"

CFP

This conference has a call for papers on the EasyChair Smart CFP:

- [view call for papers](#)

	ICDEMM 2021: The 2nd International Conference on Design, Energy, Materials and Manufacture 2021 SKA Convention and Exhibition Center Pekanbaru, Indonesia, August 4-5, 2021
--	--

Conference website	http://www.icdemm.id
Submission link	https://easychair.org/conferences/?conf=icdemm2020
Abstract registration deadline	January 15, 2021
Abstract acceptance	February 12, 2021
Submission deadline	April 16, 2021

New Submission for ICDEMM 2020

Follow the instructions, step by step, and then use the "Submit" button at the bottom of the form. The re by *.

Author Information

For each author please fill out the form below. Some items on the form are explained here:

- **Email address** will only be used for communication with the authors. It will not appear in public We email address can be omitted for not corresponding authors. These authors will also have no access
- **Web page** can be used on the conference Web pages, for example, for making the program. It shou author, not the Web page of her or his organization.
- Each author marked as a **corresponding author** will receive email messages from the system abou be at least one corresponding author.

Author 1 ([click here to add yourself](#))

First name[†]: *

Last name: *

Email: * 

Country/region: * 

Organization: *

Web page:

corresponding author 

Use same email address that you register before in easychair

Don't forget to click "corresponding author".

