



The 2nd International Conference on Design, Energy, Materials and Manufacture

“Sustainable Engineering for Industrial Revolution 4.0”

EasyChair instructions for Authors

The submission and review of papers for **ICDEMM-2020** will be managed through an online conference paper management system called Easy **Chair**. This system gives you, the author, complete control over your submission.

The submission process consists of 2 stages:

1. Paper submission
2. Revised paper submission

Draft papers will be revised with the help of anonymous referees. The authors of accepted draft papers will be asked to submit a revised version prepared with template for publishing.

This guide is intended to support authors during the submission process. It has 3 parts:

- Setting up an account
- Draft paper submission
- Revised paper submission

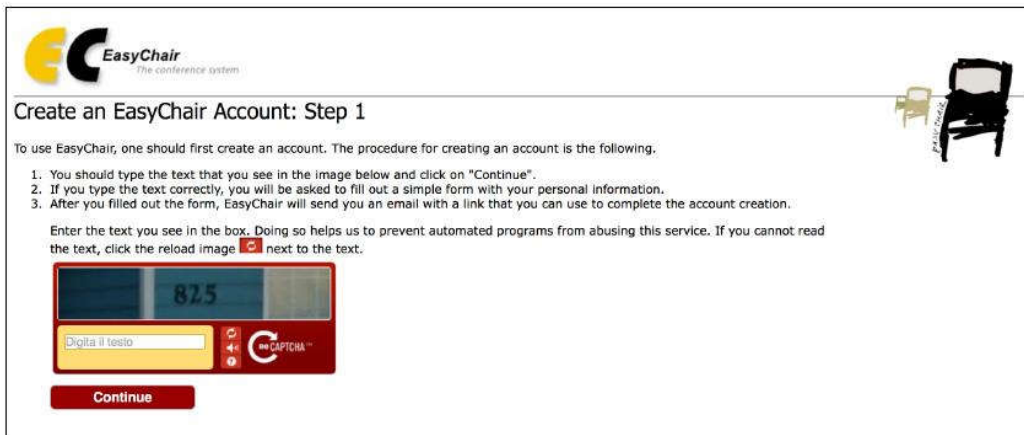
While the procedure is quite simple and thus we do not anticipate users running into trouble, we are happy to help if you encounter problems. In the event that you do need help, please contact the technical chair at: icdemm@eng.unri.ac.id

Set up an account as an Author

First, you will need to set up an account (username and password) as an author.

Go to: <https://easychair.org/conferences/?conf=icdemm2020> .

You will then be automatically directed to the page shown in Figure 1. Fill in the textbox with the distorted words that appear directly above it, and click on “Continue”.




EasyChair
The conference system

Create an EasyChair Account: Step 1

To use EasyChair, one should first create an account. The procedure for creating an account is the following.

1. You should type the text that you see in the image below and click on "Continue".
2. If you type the text correctly, you will be asked to fill out a simple form with your personal information.
3. After you filled out the form, EasyChair will send you an email with a link that you can use to complete the account creation.

Enter the text you see in the box. Doing so helps us to prevent automated programs from abusing this service. If you cannot read the text, click the reload image  next to the text.

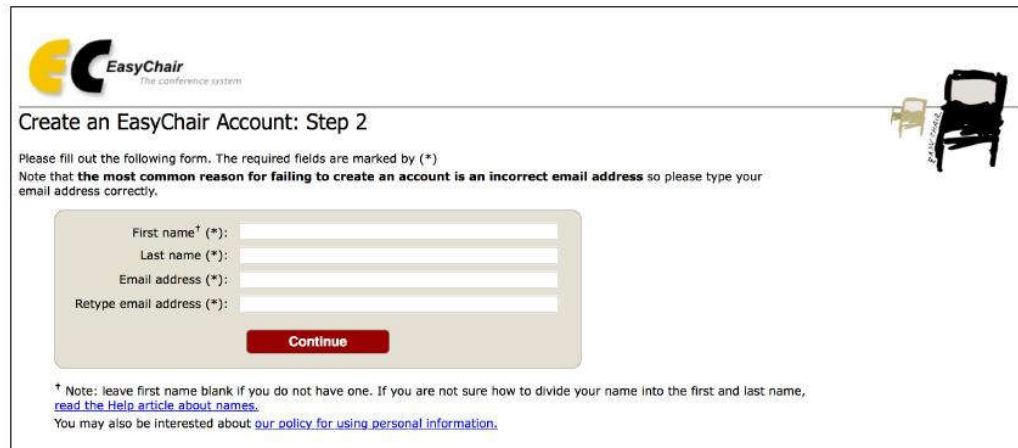
825

Digita il testo

Continue

Figure 1: Enter information to sign up

Then, follow the on-screen instructions and complete the form (as shown in Figure 2), and click on “Continue.”



EasyChair
The conference system

Create an EasyChair Account: Step 2

Please fill out the following form. The required fields are marked by (*)

Note that **the most common reason for failing to create an account is an incorrect email address** so please type your email address correctly.

First name* (*):

Last name (*):

Email address (*):

Retype email address (*):

Continue

* Note: leave first name blank if you do not have one. If you are not sure how to divide your name into the first and last name, [read the Help article about names.](#)
You may also be interested about [our policy for using personal information.](#)

Figure 2: Fill in the form

After registering, you will receive an email similar to the one in Figure 3. Use the link provided in the email to continue the account registration process.

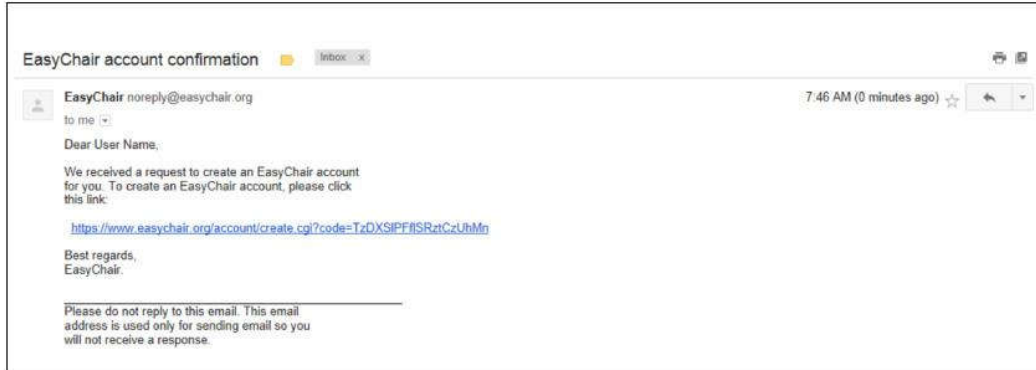
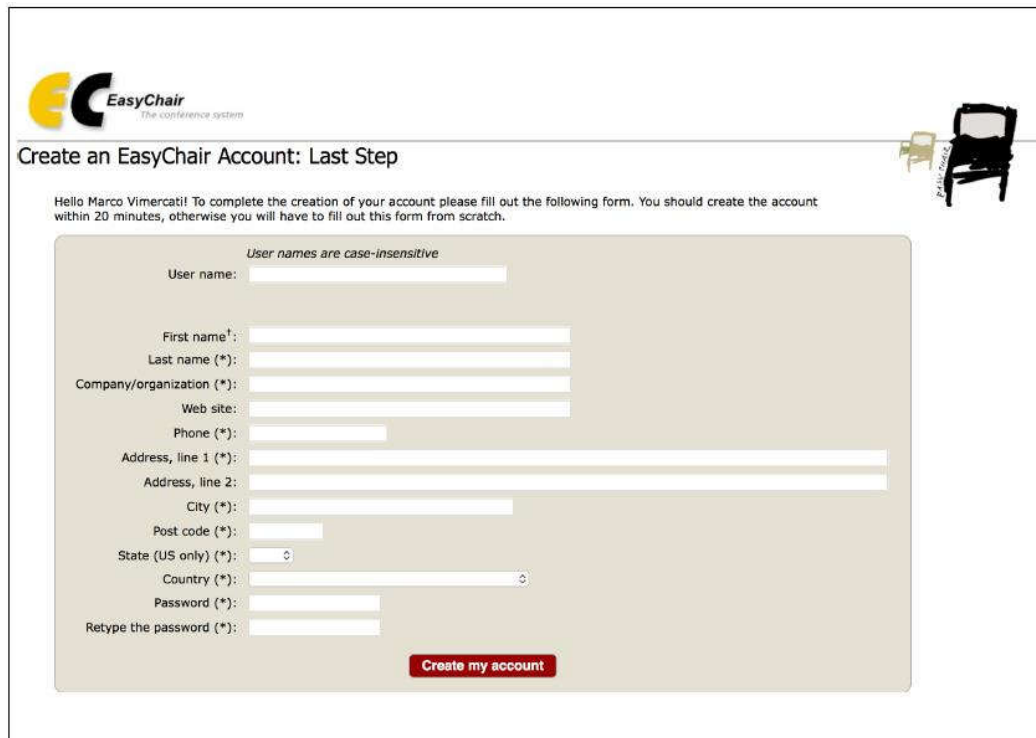


Figure 3: Login email

Fill out all of the required information (as shown in Figure 4), and click the “Create my account” button to finalize the account registration process.



EasyChair
The e-conference system

Create an EasyChair Account: Last Step

Hello Marco Vimercati! To complete the creation of your account please fill out the following form. You should create the account within 20 minutes, otherwise you will have to fill out this form from scratch.

User names are case-insensitive

User name:

First name¹:

Last name (*):

Company/organization (*):

Web site:

Phone (*):

Address, line 1 (*):

Address, line 2:

City (*):

Post code (*):

State (US only) (*):

Country (*):

Password (*):

Retype the password (*):

Create my account

Figure 4: Create an account

After the account is registered, you may log in to **ICDEMM 2020** simply by clicking on the “click this link” link (as shown in Figure 5), or on the following link <https://easychair.org/conferences/?conf=icdemm2020> .



Figure 5: Link to the login page

Paper submission

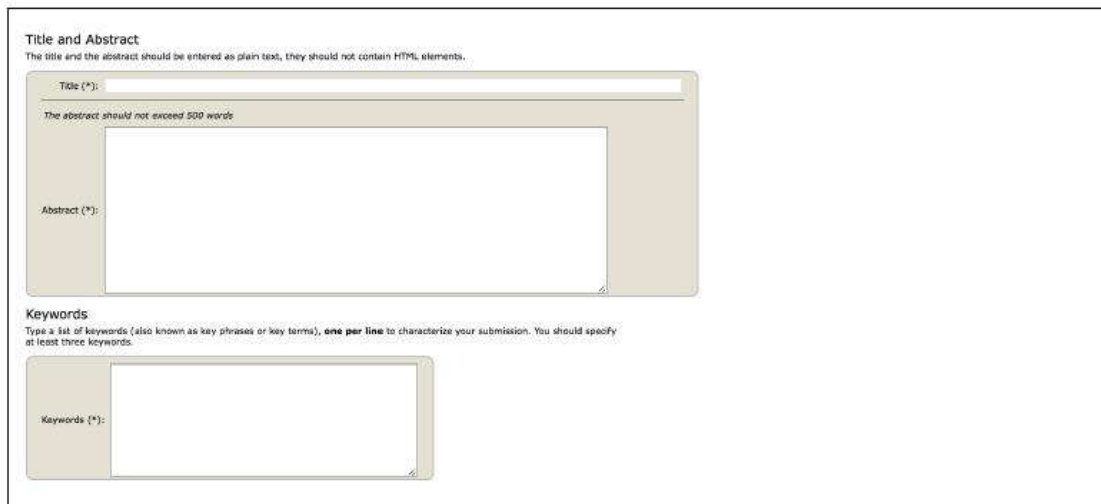
After logging in to the EasyChair website for **ICDEMM 2020**, you may click on the “New Submission” link located in the top-left corner of the menu bar to submit a new abstract (as shown in Figure 6).

A screenshot of the EasyChair submission page. At the top, a navigation bar contains "New Submission", "FORM-2019", "News", and "EasyChair". The main heading is "New Submission for ICDEMM 2020". Below this, instructions state: "Follow the instructions, step by step, and then use the 'Submit' button at the bottom of the form. The required fields are marked by (*).". The "Author Information" section follows, with the instruction: "For each author please fill out the form below. Some items on the form are explained here:". A bulleted list explains: "Email address" (communication only), "Web page" (for program making), "corresponding author" (receives emails), and "speaker" (best guess). The form for "Author 1" includes fields for "First name", "Last name (*)", "Email (*)", "Country (*)" (dropdown), "Organization (*)", and "Web page". At the bottom are checkboxes for "corresponding author" and "speaker".

Figure 6: The main page for authors

Follow the on-screen instructions and fill out all of required information about the authors.

Fill out the text abstract, keywords and the related topics (as shown in Figure 7).



Title and Abstract
The title and the abstract should be entered as plain text, they should not contain HTML elements.

Title (*):

The abstract should not exceed 500 words

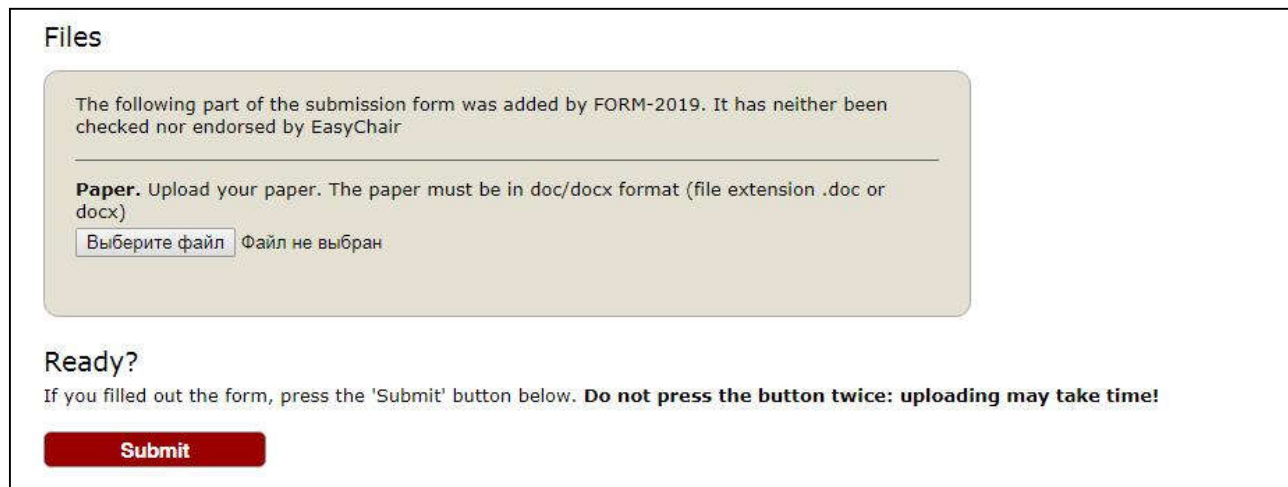
Abstract (*):

Keywords
Type a list of keywords (also known as key phrases or key terms), **one per line** to characterize your submission. You should specify at least three keywords.

Keywords (*):

Figure 7: Abstract submission

Click on the “Submit” link to upload your paper (as shown in Figure 8).



Files

The following part of the submission form was added by FORM-2019. It has neither been checked nor endorsed by EasyChair

Paper. Upload your paper. The paper must be in doc/docx format (file extension .doc or docx)

Выберите файл Файл не выбран

Ready?
If you filled out the form, press the 'Submit' button below. **Do not press the button twice: uploading may take time!**

Submit

Figure 8: Paper submission



After completing a submission, a new menu bar ("Submission #" or "My Submissions" in the case of multiple submissions) is created (as shown in Figure 9). Click on "Submission #" for changing any information about the submission.

Use the links at the top-right corner for:

- Updating information about your submission: select "Update information" from the right-hand menu of the Submission screen to change any of title, abstract and keywords of your submission.
- Updating author information for your submission: select "Update authors" to modify any information about the author(s) and click "save." In the case of multiple authors, you can add ("Add new author") or remove authors (Click on "X"); then update the order of the authors by selecting the "Reorder authors" button.
- Uploading files: the "Add file" link may be used to upload files.
- withdrawing the submission: select "Withdraw" to withdraw the submission.

At the end of the submission procedure (a new submission or an update of an old one), you will receive a confirmation email.

Once the review process is completed, you will receive acceptance/rejection notification with reviews by email.

ICDEMM 2020

**International Conference on Design, Energy,
Materials and Manufacture**



Department of Mechanical Engineering
Riau University



DEPARTMENT OF MECHANICAL ENGINEERING
UDAYANA UNIVERSITY

Revised paper submission

If your paper was accepted, we request that you submit your revised paper electronically. To upload your final paper, click on "Submission #" and select "Update file" from the right-hand menu of the Submission screen.

After selecting the file that you wish to upload from your computer, submit your revised paper by selecting the "Submit" button